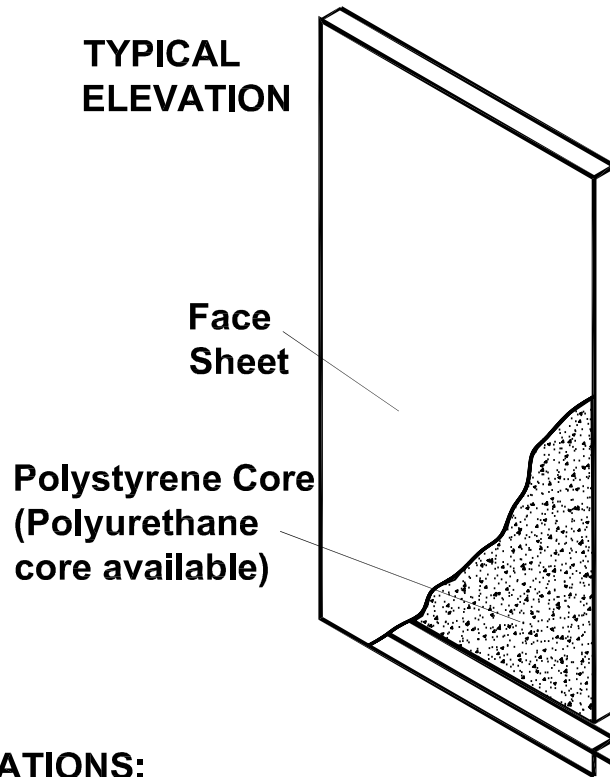
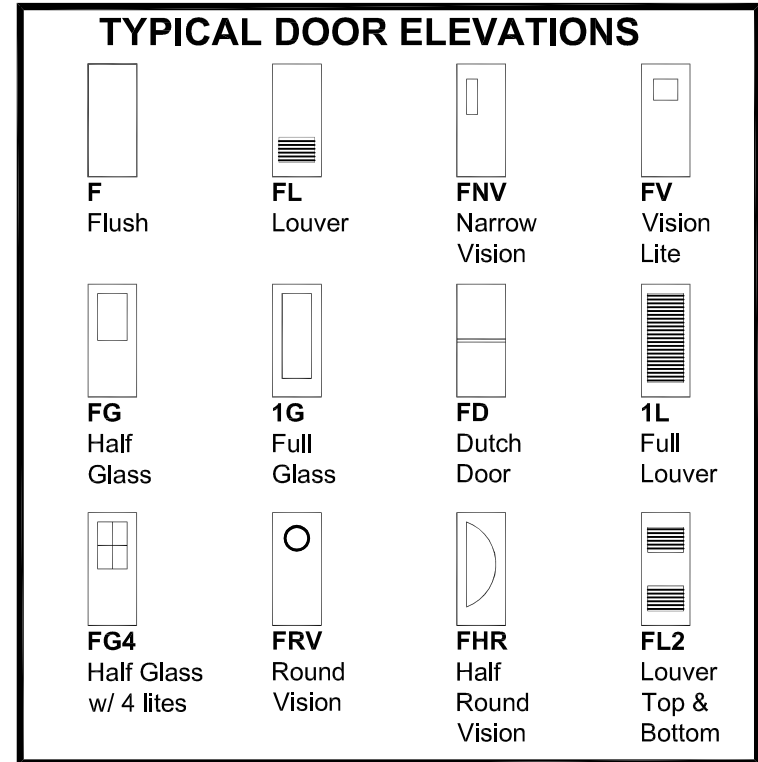


Hollow Metal Door with a Polystyrene Core (by Security Metal Products)

TYPICAL ELEVATION


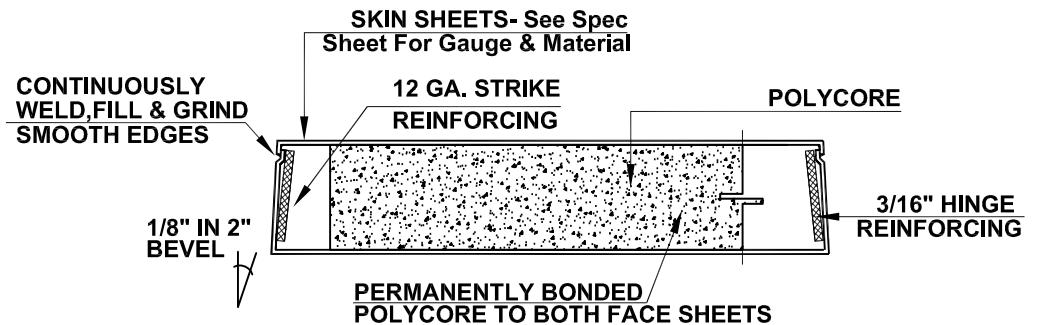


TYPICAL DOOR ELEVATIONS



SPECIFICATIONS:

- 1.) Polystyrene Core
- 2.) Continuous Welded Seamless Edges
- 3.) Hot Dip Galvanized Face Sheets
Other Galvanized Material Available
- 4.) U.L. Rated up to 3 Hours
- 5.) Baked on Prime Paint
- 6.) 3/16" Hinge Reinforcement
- 7.) 12 Gauge Closer Reinforcement
- 8.) Available in 18, 16, 14 & 12 Gauge
- 9.) Flush top Channels at Exteriors



SECURITY METAL PRODUCTS CORP.

5700 Hannum Avenue Suite # 250
Culver City, CA 90230

ph. (310) 641-6690
fx. (310) 641-6601

JOB NAME:

JOB NO.:

PAGE: